




FEATURES / APPLICATION	PART #	DESCRIPTION
<b>Bantam to Wire Wrap Terminals, (6')</b> <ul style="list-style-type: none"> <li>Slides on standard CO terminal block pins (.045) for test access</li> </ul>	<b>400210WP</b>	<b>BANTAM to WIRE WRAP TERMINALS</b> 
<b>Dual Bantam to Bantam, (6')</b> <ul style="list-style-type: none"> <li>Commonly used with T1 Repeater Powering Units</li> </ul>	<b>400210B</b>	<b>DUAL BANTAM to BANTAM</b> 
<b>Dual Bantam to 310, (6')</b> <ul style="list-style-type: none"> <li>Commonly used with T1 Repeater Powering Units</li> </ul>	<b>400210D</b>	<b>DUAL BANTAM to 310</b> 
<b>Dual Bantam to Mini Test Clips, (6')</b> <ul style="list-style-type: none"> <li>General purpose test cord</li> </ul>	<b>400210DT</b>	<b>DUAL BANTAM to MINI TEST CLIPS</b> 