




FEATURES / APPLICATION	PART #	DESCRIPTION
<p>Dual 327C Plug to 463A, (20')</p> <ul style="list-style-type: none"> Frame cord - used from jack panels to CAS/C pair (protector) on Vertical side of MDF 	<p>F44-CJ-20</p> <p>VZ ID # 1100 7930</p>	<p>FRAME CORD, 5 PIN - RED</p> 
<p>Dual 327C Plug to Mini Porta, (20')</p> <ul style="list-style-type: none"> Frame cord - used from jack panels to CAS/C pair (protector) on Vertical side of MDF 	<p>F44-CJPM-20</p> <p>VZ ID # 1100 7931</p>	<p>FRAME CORD, 1 PIN MINI PORTA - RED</p> 
<p>Dual 327C Plug to Porta, (20')</p> <ul style="list-style-type: none"> Frame cord - used from jack panels to CAS/C pair (protector) on Vertical side of MDF 	<p>F44-CJP-20</p> <p>VZ ID # 1105 2922</p>	<p>FRAME CORD, 1 PIN PORTA - RED</p> 
<p>Dual 327C Plug to 412A/412B, (20')</p> <ul style="list-style-type: none"> Frame cord - used from jack panels to CAS/C pair (protector) on Vertical side of MDF 	<p>F44-412-20</p> <p>VZ ID # 1100 7929</p>	<p>FRAME CORD, 412 PLUGS - RED</p> 