


D4 Channel Check Unit Datasheet

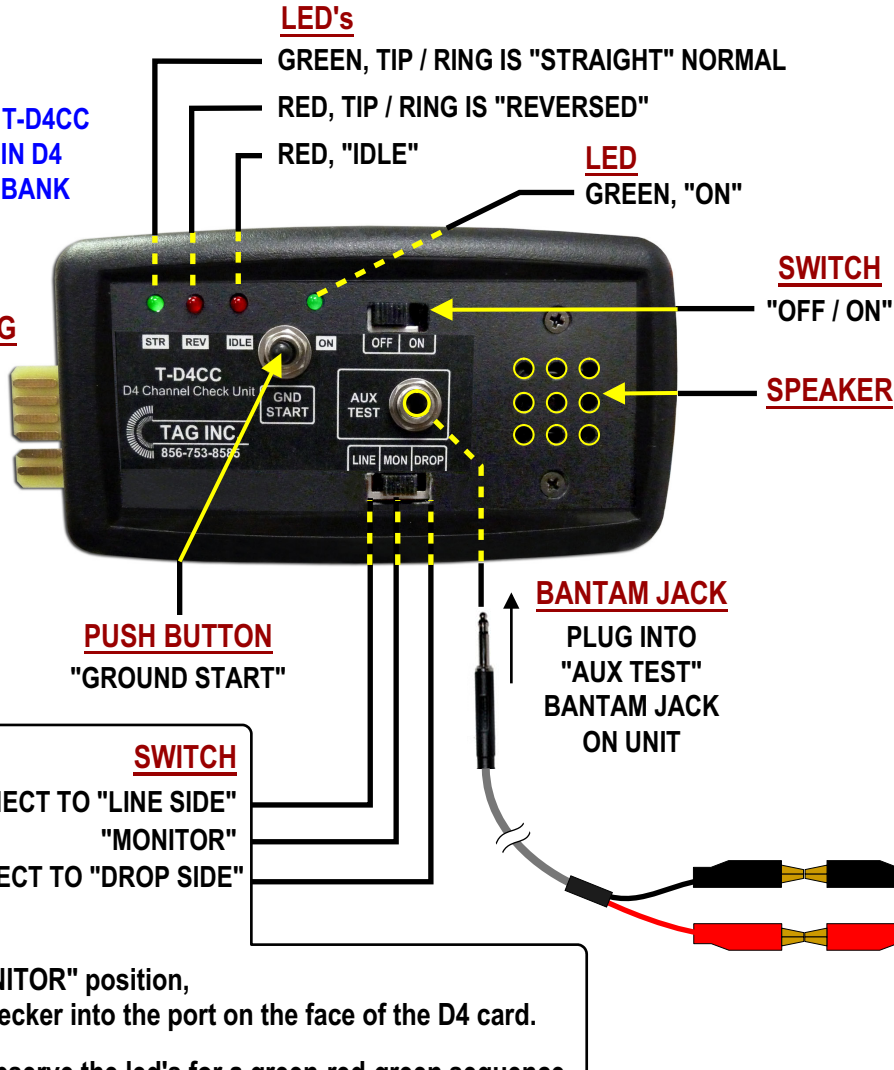
T-D4CC




CARDS IN A D4 CHANNEL BANK

CONNECT # T-D4CC TO CARD IN D4 CHANNEL BANK

D4 PLUG



BUTT-SET & CORDS
(not supplied)



- With the switch in the idle "MONITOR" position, insert the # T-D4CC channel checker into the port on the face of the D4 card.
- Slide the switch to "DROP" & observe the led's for a green-red-green sequence indicating a "wink" from the local PBX equipment.

150 Cooper Rd. (F-15)
 W. Berlin, NJ 08091

www.tagcords.com
Telecom Assistance Group

Telephone: (856) 753-8585
 Fax: (856) 768-7645