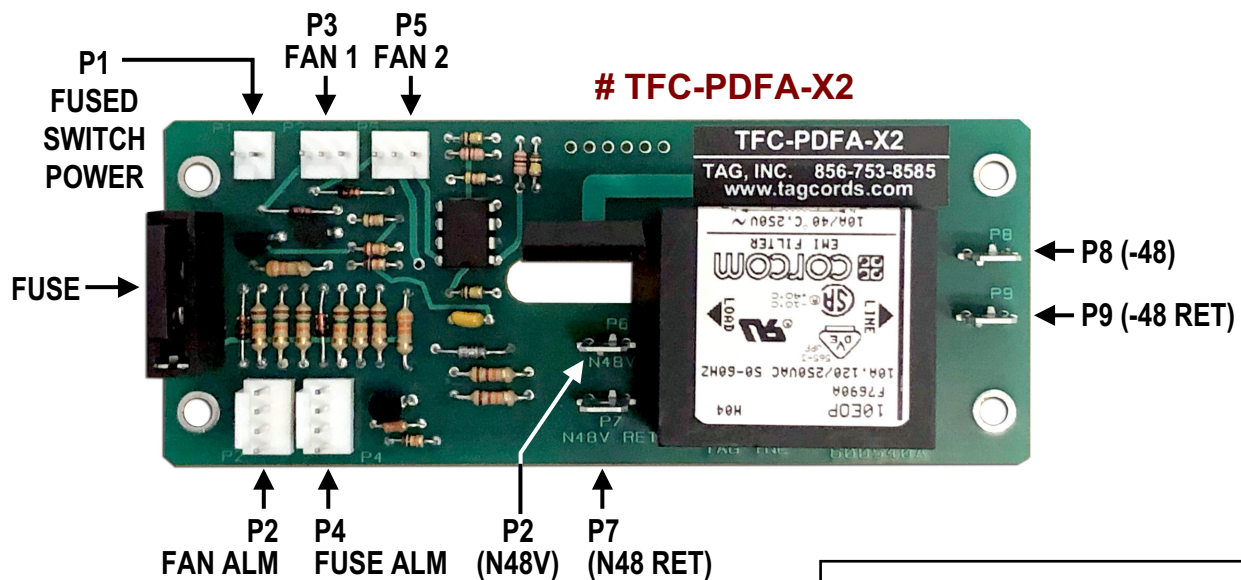



Fan Alarm Control Circuit Board Replacement**TFC-PDFA-X2**

PLACE THE INSULATOR
BETWEEN THE TAB
ON THE PDFA FAN TRAY
AND THE DIODE ON
THE ALARM BOARD.

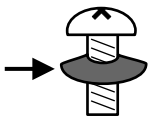
(IF EXISTING INSULATOR
IS NOT THERE)

**DO NOT DOUBLE
INSULATE**




REMOVE AND REPLACE
SHORTER SCREW
AND LOCKWASHER

REMOVE AND REPLACE
LONGER SCREW
AND CONE WASHER



INSULATOR




150 Cooper Rd. (F-15)
W. Berlin, NJ 08091

www.tagcords.com

Telecom Assistance Group

Telephone: (856) 753-8585
Fax : (856) 768-7645

OSP Cabinet Replacement Fans & Alarm Control Boards




"Litespan PDFA"

PN # TF-LS2000-01


48 Volt Replacement Fan for
Litespan 2000 Power Distribution (PDFA)

Square Fan w/ 3 Wire Plug & Guard Grill
(includes plastic rivets)
(use in PDFA Fan Tray # 500-1126-723)

NEW Alarm Control Boards
are also available,
order # **TFC-PDFA-X2**



(2 ALARM CONTROL BOARDS
ARE USED IN EACH TRAY)



FAN TRAY # 500-1126-723
w/ (4) EXISTING FANS
(fan tray is not included)

Ordering Information:

TF-LS2000-01

48 Volt Replacement Fan for LS2000 PDFA,
Square Fan w/ 3 Wire Plug & Guard Grill
(includes plastic rivets) (use in PDFA Fan Tray # 500-1126-723)

Call for Pricing

TFC-PDFA-X2

Alarm Control Board for LS2000 PDFA Fan Trays
(equiv. to # 300-8205-900) (use in PDFA Fan Tray # 500-1126-723)

150 Cooper Rd. (F-15)
W. Berlin, NJ 08091

www.tagcords.com

Telephone: (856) 753-8585
Fax : (856) 768-7645

Telecom Assistance Group