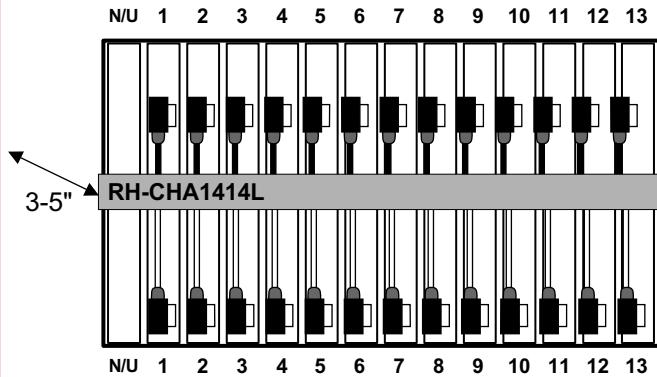


# Identifying the Correct Rail Type is based on Numbering & Mounting Variations

## RH-CHA1414L (BASE MODEL)

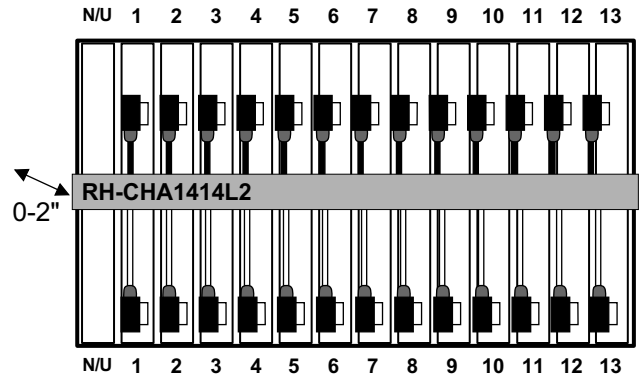
Shelf Interface Unit (HDSL Craft Access ports)  
220 Mech, Numbered NU,1-13/NU,1-13, Low Profile,  
Standard 5" protruding chassis



**VZ ID # 1106 2070**

## RH-CHA1414L2

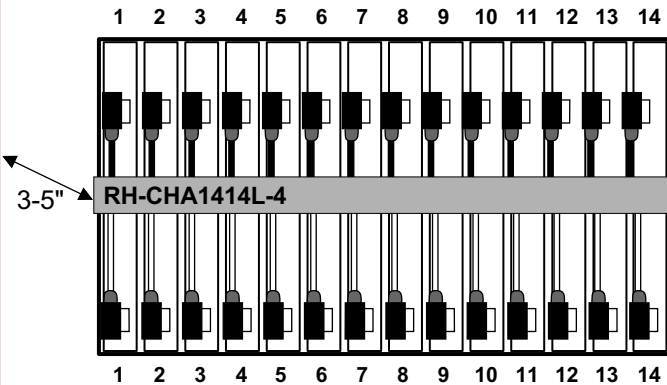
Shelf Interface Unit (HDSL Craft Access ports)  
220 Mech, Numbered NU,1-13/NU,1-13, Low Profile,  
2" protruding chassis



**VZ ID # 1106 8507**

## RH-CHA1414L-4

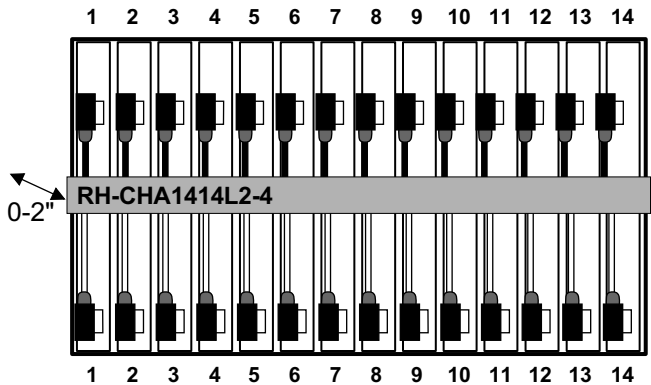
Shelf Interface Unit (HDSL Craft Access ports)  
220 Mech, Numbered 1-14 / 1-14, Low Profile,  
Standard 5" protruding chassis



**VZ ID # 1106 8504**

## RH-CHA1414L2-4

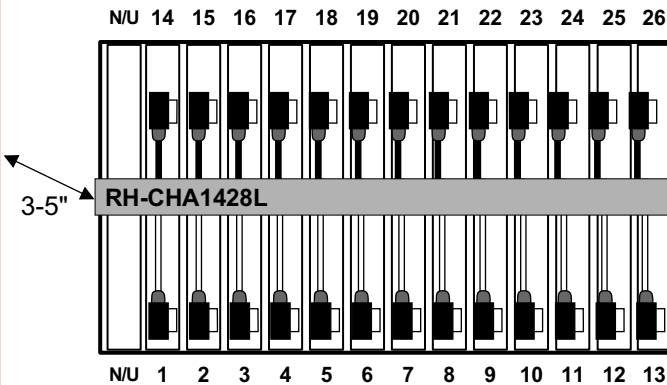
Shelf Interface Unit (HDSL Craft Access ports)  
220 Mech, Numbered 1-14 / 1-14, Low Profile,  
2" protruding chassis



**VZ ID # 1106 8506**

## RH-CHA1428L

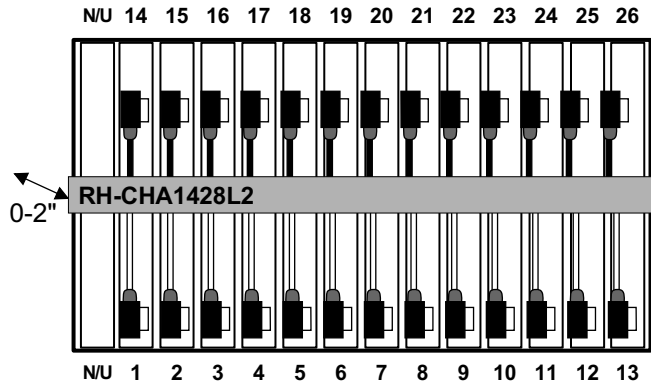
Shelf Interface Unit (HDSL Craft Access ports)  
220 Mech, Numbered NU,1-13/NU,14-26, Low Profile,  
Standard 5" protruding chassis



**VZ ID # 1106 8498**

## RH-CHA1428L2

Shelf Interface Unit (HDSL Craft Access ports)  
220 Mech, Numbered NU,1-13/NU,14-26, Low Profile,  
2" protruding chassis

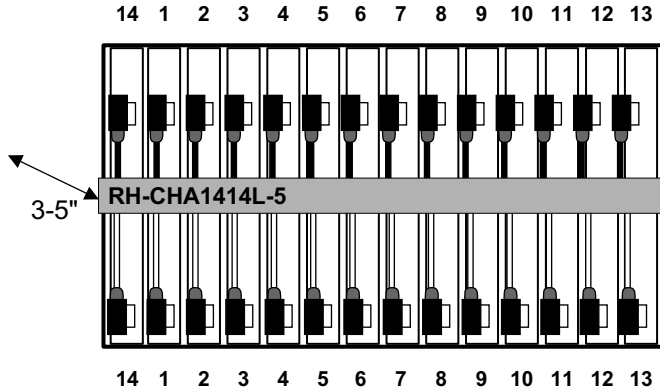


**VZ ID # 1106 8497**

## RHTAS - Identifying Rail Types

### RH-CHA1414L-5

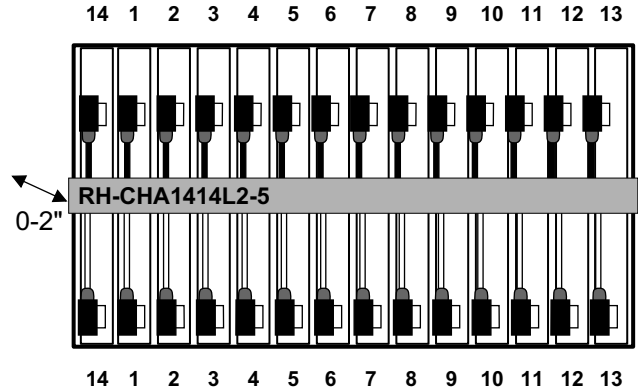
Shelf Interface Unit (HDSL Craft Access ports)  
220 Mech, Numbered 14,1-13/14,1-13, Low Profile,  
Standard 5" protruding chassis



**VZ ID # 1106 8503**

### RH-CHA1414L2-5

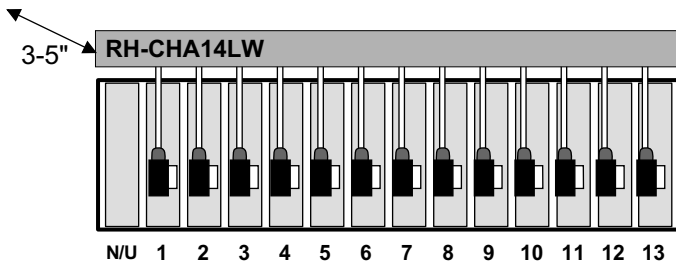
Shelf Interface Unit (HDSL Craft Access ports)  
220 Mech, Numbered 14,1-13/14,1-13, Low Profile,  
2" protruding chassis



**VZ ID # 1106 8505**

### RH-CHA14LW

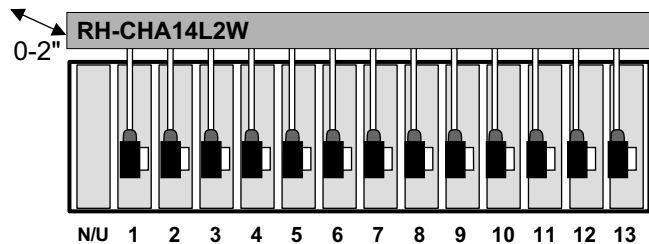
Shelf Interface Unit (HDSL Craft Access ports)  
220 Mech, Numbered NU,1-13, White wires only,  
Low Profile, Standard 5" protruding chassis



**VZ ID # 1106 8481**

### RH-CHA14L2W

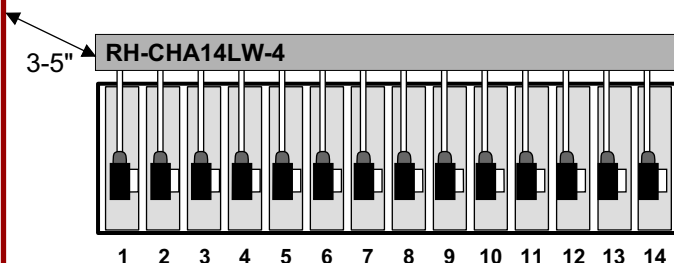
Shelf Interface Unit (HDSL Craft Access ports)  
220 Mech, Numbered NU,1-13, White wires only,  
Low Profile, 2" protruding chassis



**VZ ID # 1106 8487**

### RH-CHA14LW-4

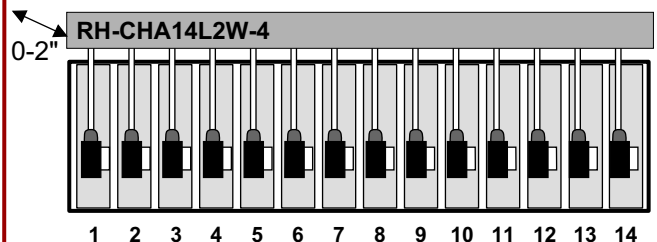
Shelf Interface Unit (HDSL Craft Access ports)  
220 Mech, Numbered 1-14, White wires only,  
Low Profile, Standard 5" protruding chassis



**VZ ID # 1106 8480**

### RH-CHA14L2W-4

Shelf Interface Unit (HDSL Craft Access ports)  
220 Mech, Numbered 1-14, White wires only,  
Low Profile, 2" protruding chassis

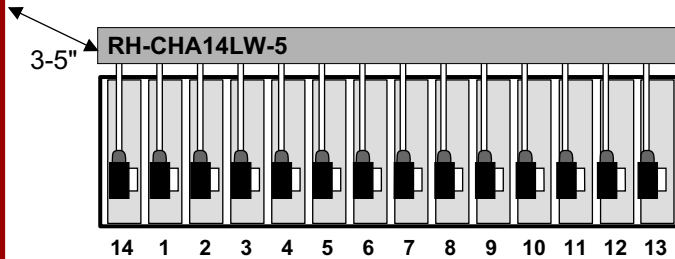


**VZ ID # 1106 8486**

## RHTAS - Identifying Rail Types

### RH-CHA14LW-5

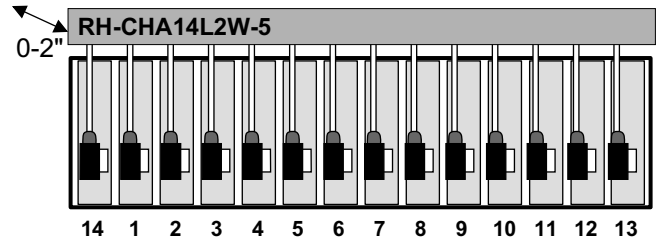
Shelf Interface Unit (HDSL Craft Access ports)  
220 Mech, Numbered 14,1-13, White wires only,  
Low Profile, Standard 5" protruding chassis



**VZ ID # 1106 8479**

### RH-CHA14L2W-5

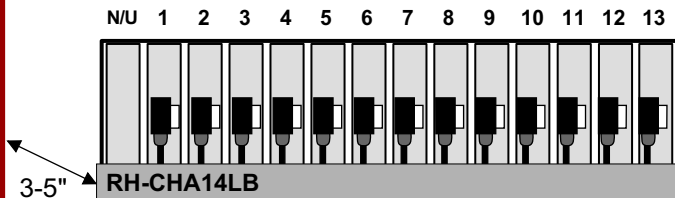
Shelf Interface Unit (HDSL Craft Access ports)  
220 Mech, Numbered 14,1-13, White wires only,  
Low Profile, 2" protruding chassis



**VZ ID # 1106 8485**

### RH-CHA14LB

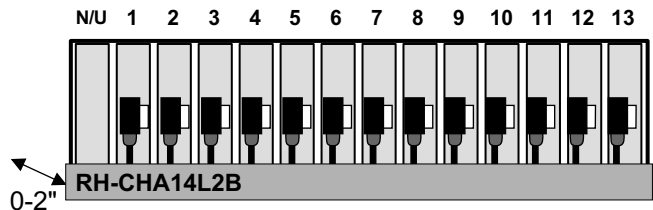
Shelf Interface Unit (HDSL Craft Access ports)  
220 Mech, Numbered NU,1-13, Black wires only,  
Low Profile, Standard 5" protruding chassis



**VZ ID # 1106 8484**

### RH-CHA14L2B

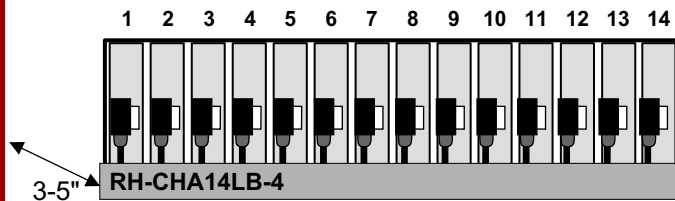
Shelf Interface Unit (HDSL Craft Access ports)  
220 Mech, Numbered NU,1-13, Black wires only,  
Low Profile, 2" protruding chassis



**VZ ID # 1106 8490**

### RH-CHA14LB-4

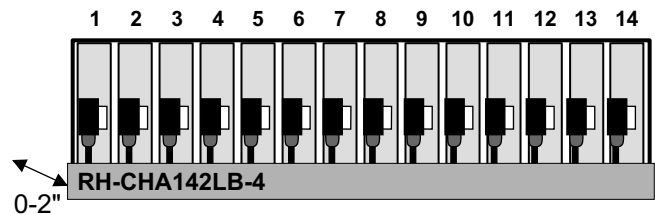
Shelf Interface Unit (HDSL Craft Access ports)  
220 Mech, Numbered 1-14, Black wires only,  
Low Profile, Standard 5" protruding chassis



**VZ ID # 1106 8483**

### RH-CHA14L2B-4

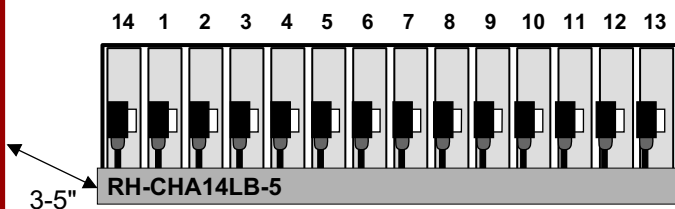
Shelf Interface Unit (HDSL Craft Access ports)  
220 Mech, Numbered 1-14, Black wires only,  
Low Profile, 2" protruding chassis



**VZ ID # 1106 8489**

### RH-CHA14LB-5

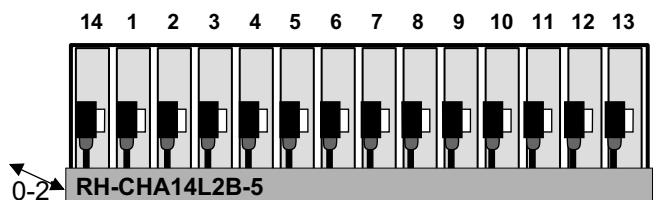
Shelf Interface Unit (HDSL Craft Access ports)  
220 Mech, Numbered 14,1-13, Black wires only,  
Low Profile, Standard 5" protruding chassis



**VZ ID # 1106 8482**

### RH-CHA14L2B-5

Shelf Interface Unit (HDSL Craft Access ports)  
220 Mech, Numbered 14,1-13, Black wires only,  
Low Profile, 2" protruding chassis



**VZ ID # 1106 8488**