

## Alcatel 7330 Standard Streaker Kit 7330KIT-02 Practice

1. GENERAL.....	1
2. APPLICATION.....	1
3. PROCEDURE.....	1
4. PHYSICAL DESCRIPTION and CONNECTIONS.....	2
5. KIT CONTENTS.....	3
6. STEP BY STEP TEST PROCEDURE.....	4-5
7. CABLING / WIRING DIAGRAM.....	6
8. CONTINUITY TEST DATA SHEET.....	7

### APPLICATION

The Alcatel 7330 Standard Streaker Kit (7330KIT-02) is utilized by installers, maintenance and audit (acceptance) personnel. The Streaker Unit (CT-7330) verifies wiring from the 7330 to the wire termination points. The “streaker” test determines that the 7330 is properly connected. The CT-7330 is powered by 9-Volt batteries.

### GENERAL

This practice describes TAG's Alcatel 7330 Standard Streaker Test Kit (7330KIT-02). The CT-7330 Streaker Unit is used when installing the Alcatel 7330 system.

For complete information See Page 2 - Physical Description and Connections.


### PROCEDURE

The test procedure typically requires two (2) people for ease of testing. Tester 1 - with the CT-7330 at the front of the Alcatel 7330. Tester 2 - at the wire termination location - grounds the corresponding connection points . Tester 1 observes the illuminated LED's to verify the wiring.

See Pages 4 - 5 for Step-by-Step Test Procedures.

## Alcatel 7330 Standard Streaker Kit 7330KIT-02 Practice

### 4 Physical Description and Connections



The CT-7330 provides a quick method to verify continuity from the 7330 to Wire Termination Points - checking all interconnect cabling and connectors. Tester 2 will ground the terminating points and verify with Tester 1 that wiring is correct.

## Alcatel 7330 Standard Streaker Kit 7330KIT-02 Practice

### 5 Kit Contents

#### Test Equipment

The following equipment is contained in the Alcatel 7330 Standard Streaker Kit (7330KIT-02):

- **CT-7330** Alcatel 7330 Streaker
- **400188** Amphenol Test Cable, (8')
- **400409** Grounding Cord
- **P-2000X** Continuity Test Probe w/ LED
- **3004935-502** Manual
- **600209N** Carrying Case

Part Number : CT-7330

Description: Alcatel 7330 Streaker Unit



Part Number: P-2000X

Description: Continuity Test Probe w/ LED



Part Number: 400409

Description: Grounding Cord, (6')



Part Number: 400188

Description: Amphenol Test Cable, (8')



Part Number: 600209N

Description: Carrying Case



## Alcatel 7330 Standard Streaker Kit 7330KIT-02 Practice

### 6 Step by Step Test Procedure

**TESTER 1**

**7330 Shelf**

(# 400409)  
GND Cord

Female

CT-7330  
ALCATEL 7330

Drop (xDSL)

CO (POTS)

Drop (xDSL)

CO (POTS)

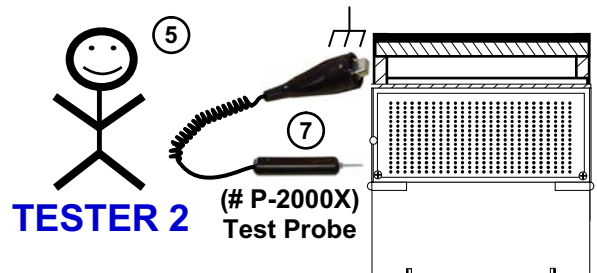
(# 400188)  
Extension Cable - (8')

**TESTER 1**

1. Press the LED test button on the CT-7330. If ALL LED's do not illuminate, replace the batteries.
2. Connect the CT-7330 to a convenient frame ground with the ground cord (# 400409).
3. Connect 50 Pin Extension Cable (# 400188) to the CT-7330.
4. Connect the other end of the Extension Cable to the unplugged Amphenol Cable at the 7330 shelf.
5. Establish communication with **Tester 2**.
6. Verify the wires being probed by **Tester 2** according to the label of the CT-7330.  
(Correct LED's illuminate)

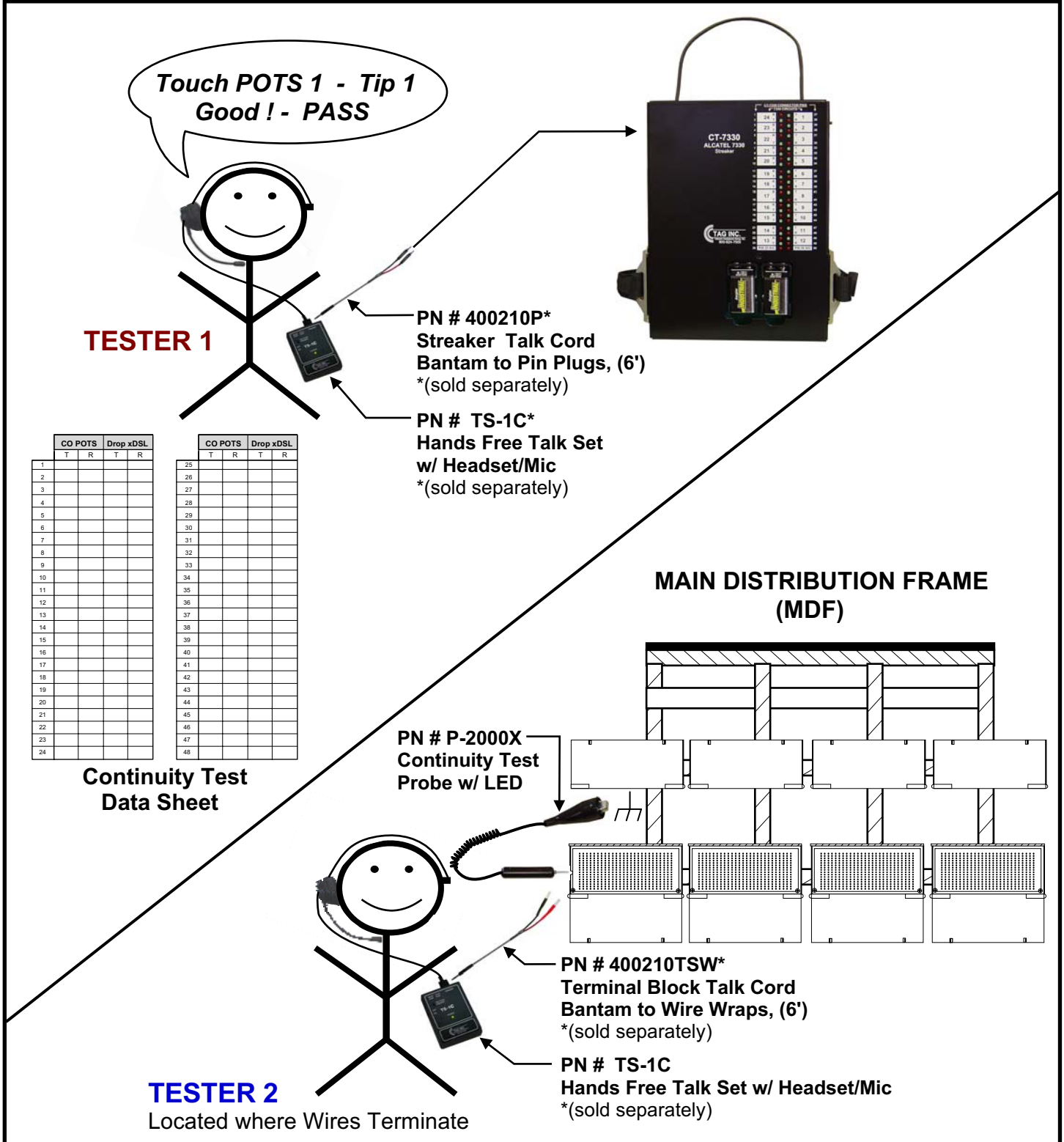
### TESTER 2 \*Located where Wires Terminate\*

7. Connect the Test Probe (# P-2000X) Alligator Clip to Frame Ground. Use the probe end to "ground the corresponding wiring assignments" The LED on the probe will illuminate to indicate a connection to the Alcatel 7330 Streaker .



## Alcatel 7330 Standard Streaker Kit 7330KIT-02 Practice

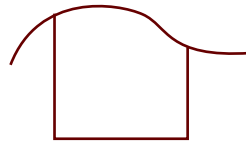
### 6 Step by Step Test Procedure






## Alcatel 7330 Standard Streaker Kit 7330KIT-02 Practice

### 7 Cable/Wiring Diagram



Male Alcatel Amphenol Cable

R24	Brown/Violet	1	26	Blue/White	R1
T24	Violet/Brown	2	27	White/Blue	T1
R23	Green/Violet	3	28	Orange/White	R2
T23	Violet/Green	4	29	White/Orange	T2
R22	Orange/Violet	5	30	Green/White	R3
T22	Violet/Orange	6	31	White/Green	T3
R21	Blue/Violet	7	32	Brown/White	R4
T21	Violet/Blue	8	33	White/Brown	T4
R20	Slate/Yellow	9	34	Slate/White	R5
T20	Yellow/Slate	10	35	White/Slate	T5
R19	Brown/Yellow	11	36	Blue/Red	R6
T19	Yellow/Brown	12	37	Red/Blue	T6
R18	Green/Yellow	13	38	Orange/Red	R7
T18	Yellow/Green	14	39	Red/Orange	T7
R17	Orange/Yellow	15	40	Green/Red	R8
T17	Yellow/Orange	16	41	Red/Green	T8
R16	Blue/Yellow	17	42	Brown/Red	R9
T16	Yellow/Blue	18	43	Red/Brown	T9
R15	Slate/Black	19	44	Slate/Red	R10
T15	Black/Slate	20	45	Red/Slate	T10
R14	Brown/Black	21	46	Blue/Black	R11
T14	Black/Brown	22	47	Black/Blue	T11
R13	Green/Black	23	48	Orange/Black	R12
T13	Black/Green	24	49	Black/Orange	T12
Spare	Violet/Slate	25	50	Slate/Violet	Spare



**DROP 25 - 48**  
**(xDSL+ to Customer)**

**CO 25 - 48**  
**(POTS)**

**DROP 1 - 24**  
**(xDSL+ to Customer)**

**CO 1 - 24**  
**(POTS)**

## Alcatel 7330 Standard Streaker Kit 7330KIT-02 Practice

### 8 **TABLE A: Continuity Test Data Sheet**

Tested by : \_\_\_\_\_  
Shelf # : \_\_\_\_\_  
Rack # : \_\_\_\_\_

(P) Pass    (F) Fail

	CO POTS		Drop xDSL	
	T	R	T	R
1				
2				
3				
4				
5				
6				
7				
8				
9				
10				
11				
12				
13				
14				
15				
16				
17				
18				
19				
20				
21				
22				
23				
24				

	CO POTS		Drop xDSL	
	T	R	T	R
25				
26				
27				
28				
29				
30				
31				
32				
33				
34				
35				
36				
37				
38				
39				
40				
41				
42				
43				
44				
45				
46				
47				
48				